



مدارس دارة السلام العالمية- الرياض
Daratassalam International,
Belhi Public School – Riyadh
Summer Holiday Homework (2020)
Grade: I



HOLIDAY HOMEWORK **GRADE - 1 (2020-2021)**



NAME: _____

CLASS: _____

SUMMER HOLIDAY HOMEWORK (2020)
PORTION

1. ENGLISH

5 worksheets of Comprehension.

Comprehension Textbook Lesson nos. 2,3,6 & 10.

2. MATH

6 Worksheets of Addition.

3. E V S

Draw or Paste the pictures of food and clothes according to the seasons in Activity Book.

Note: Project should be based on child's activity.

4. HINDI

Sulekh book Page number (2 - 18).


5. URDU

Worksheet of three letter words.

6. ART

Page 22, 24, 25 & 33.

★ **Holiday Homework will be available on the school website.**
www.dpsriyadh.org



SUBJECT - ENGLISH

COMPREHENSION -1

My Little Kitty

This is my little kitty.

How soft and white its fur is! Is it not pretty?

The cat is on the box. She saw a big rat and ran to catch it.

The kitty was too small to catch the rat.



Answer the Questions

1. What colour is the kitty?

2. What is the cat sitting on?

3. What did the cat see?

4. Did the kitty catch the rat?

SUBJECT - ENGLISH

COMPREHENSION -2

The New Bicycle

Emma has a new bicycle. It is bright pink and shiny.

It was a gift from her uncle. He hid it behind a bush to surprise her.

When Emma looked behind the bush and saw the bicycle, she jumped for joy. It was just what she wanted. She gave her uncle a big hug.

She loves her new bicycle, and she loves her uncle.



1. What colour is the bicycle?

- a) The colour of the bicycle is bright blue.
- b) The colour of the bicycle is bright pink.
- c) The colour of the bicycle is bright yellow.

2. Who was it a gift from?

- d) The bicycle was a gift from her father.
- e) The bicycle was a gift from her aunt.
- f) The bicycle was a gift from her uncle.

3. Where was it hidden?

- g) The bicycle was hidden behind a bush.
- h) The bicycle was hidden behind a tree.
- i) The bicycle was hidden in her room.

4. What did Emma do when she saw the bicycle?

- j) Emma jumped for joy when she saw the bicycle.
- k) Emma cried when she saw the bicycle.
- l) c) Emma was happy when she saw the bicycle.

SUBJECT - ENGLISH

COMPREHENSION -3

A Visit to the Water Park



There is a new water park in town. We go there on the first day of summer. It has pools and water slides. There are sprinklers too. The slides are scary at first. After the first ride, we love the water slides.

The sprinklers are cool on hot days. One of the pools makes its own waves. All the kids try to surf the waves. It is really fun.

There are many kids and adults, but they do not allow pets.

We really like the ice creams at the snack bar. We all love the new water park.

Answer the Questions

1. What is new in town?

2. What is scary at first?

3. What is cool on a hot day?

4. What do they love at the snack bar?

SUBJECT - ENGLISH

COMPREHENSION -4

The Fox and the Stork



A fox invited a stork to his house for dinner. The fox served soup in shallow bowls. The fox licked up his soup very quickly. The stork was not able to drink the soup because his beak was too long. The stork went home hungry.

The next day, the stork invited the fox to his house for lunch. They were also having soup for lunch. The stork served the soup in tall jugs. The stork drank the soup easily but the fox could not reach the soup inside the tall jug. This time it was the fox that went home hungry.

Answer the Questions

1. Why did the fox invite the stork to his house?
A. For lunch B. For dinner C. For breakfast
2. The stork could not drink the soup because _____.
A. he was too hungry B. his beak was too long
C. the soup was too hot
3. What did the stork serve for lunch the next day?
A. Soup B. Shallow bowls C. Tall jugs
4. How did the stork serve the soup?
A. In tall jugs B. In shallow bowls C. In her house

SUBJECT - ENGLISH

COMPREHENSION - 5

At the Zoo

First I saw the white bear, then I saw the black;

Then I saw the camel with a hump upon his back;

Then I saw the grey wolf, with mutton in his maw;

Then I saw the wombat waddle in the straw;

Then I saw the elephant a-waving of his trunk;

Then I saw the monkeys—mercy, how unpleasantly they smelt!



Tick the right answer

1. What colors were the two bears?

a) brown and black

b) white and black

c) white and brown

2. What did the camel have upon his back?

a) hump

b) hunch

c) lump

3. Which animal was waving?

a) monkey

b) elephant

c) camel

4. Which is the last animal that was seen?




a) wolf

b) wombat

c) monkey

SUBJECT - MATH
ADDITION - 1

Add and Colour :



SUBJECT - MATH
ADDITION - 2

Add the following:

$4 + 3 = \boxed{}$

$0 + 3 = \boxed{}$

$7 + 2 = \boxed{}$

$5 + 4 = \boxed{}$

$6 + 1 = \boxed{}$

$2 + 3 = \boxed{}$

$3 + 3 = \boxed{}$

$1 + 2 = \boxed{}$

$1 + 7 = \boxed{}$

$8 + 2 = \boxed{}$

$7 + 0 = \boxed{}$

$5 + 5 = \boxed{}$

$1 + 1 = \boxed{}$

$2 + 6 = \boxed{}$

$0 + 6 = \boxed{}$


$4 + 3 = \boxed{}$





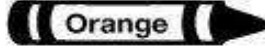
$4 + 3 = \boxed{}$




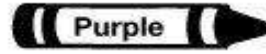

$4 + 3 = \boxed{}$

SUBJECT - MATH
ADDITION - 3

Add and Colour :



-  Brown 12
-  Gray 15
-  Red 5, 14
-  Pink 2
-  Orange 3, 17

-  Green 6
-  Sky Blue 9, 10
-  Blue 18
-  Purple 13
-  Yellow 7, 8, 11

SUBJECT - MATH
ADDITION - 4

Add the following:

$$\begin{array}{r} \text{T O} \\ 33 \\ + 5 \\ \hline \\ \hline \end{array}$$

$$\begin{array}{r} \text{T O} \\ 51 \\ + 7 \\ \hline \\ \hline \end{array}$$

$$\begin{array}{r} \text{T O} \\ 14 \\ + 1 \\ \hline \\ \hline \end{array}$$

$$\begin{array}{r} \text{T O} \\ 07 \\ + 2 \\ \hline \\ \hline \end{array}$$

$$\begin{array}{r} \text{T O} \\ 24 \\ + 5 \\ \hline \\ \hline \end{array}$$

$$\begin{array}{r} \text{T O} \\ 71 \\ + 3 \\ \hline \\ \hline \end{array}$$

$$\begin{array}{r} \text{T O} \\ 82 \\ + 4 \\ \hline \\ \hline \end{array}$$

$$\begin{array}{r} \text{T O} \\ 51 \\ + 6 \\ \hline \\ \hline \end{array}$$

$$\begin{array}{r} \text{T O} \\ 70 \\ + 0 \\ \hline \\ \hline \end{array}$$

SUBJECT - MATH
ADDITION -5

Add the following:

$$\begin{array}{r} \text{T O} \\ 63 \\ + 25 \\ \hline \\ \hline \end{array}$$

$$\begin{array}{r} \text{T O} \\ 52 \\ + 44 \\ \hline \\ \hline \end{array}$$

$$\begin{array}{r} \text{T O} \\ 64 \\ + 13 \\ \hline \\ \hline \end{array}$$

$$\begin{array}{r} \text{T O} \\ 97 \\ + 01 \\ \hline \\ \hline \end{array}$$

$$\begin{array}{r} \text{T O} \\ 06 \\ + 32 \\ \hline \\ \hline \end{array}$$

$$\begin{array}{r} \text{T O} \\ 15 \\ + 23 \\ \hline \\ \hline \end{array}$$

$$\begin{array}{r} \text{T O} \\ 82 \\ + 12 \\ \hline \\ \hline \end{array}$$

$$\begin{array}{r} \text{T O} \\ 65 \\ + 03 \\ \hline \\ \hline \end{array}$$

$$\begin{array}{r} \text{T O} \\ 71 \\ + 20 \\ \hline \\ \hline \end{array}$$

SUBJECT - MATH
ADDITION - 6

Word Problems:-

<p>1) 12 birds were sitting on the fence. 7 more birds joined them. How many birds are sitting on the fence? Ans: _____ _____ _____ _____</p>		T	O
<p>2) Tina planted 24 plants on Saturday. Then she planted 13 more on Sunday. How many plants did she plant? Ans: _____ _____ _____ _____</p>		T	O
<p>3) Lily bought 31 pencils and Pam bought 68. How many pencils do they have altogether? Ans: _____ _____ _____ _____</p>		T	O

<p>4) Mary has 9 bananas and 8 cherries. How many fruits does she have in all?</p> <p>Ans: _____</p> <p>_____</p> <p>_____</p> <p>_____</p>		T	O
<p>5) Sara has 20 dogs and 18 cats. How many pets does she have?</p> <p>Ans: _____</p> <p>_____</p> <p>_____</p> <p>_____</p>		T	O
<p>6) 14 turtles are playing in a pond. 15 more turtles join them. How many turtles are there in all?</p> <p>Ans: _____</p> <p>_____</p> <p>_____</p> <p>_____</p>		T	O



مدارس دارة السلام العالمية- الرياض
Daratassalam International,
Belhi Public School – Riyadh
Summer Holiday Homework (2020)
Grade: I



SUBJECT - URDU

I. Reading:

1. Textbook page.no.10 and 12 Reading.
2. Learn three letter words and sentences. (Refer notebook).

II-Writing:

1. With the help of book write three letter words as **given in the notebook** any 10 words.
2. توڑ- جوڑ
3. جوڑ- توڑ
4. جملے



1- جوڑ- توڑ

حروف الگ کر کے لکھے

توڑ	جوڑ
	1- عید
	2- باغ
	3- ظرف
	4- چمن
	5- شمر

حروف

2- ملا کر لکھے۔

جوڑ	توڑ
	1- س+ز+ا
	2- ن+م+ک
	3- ش+ا+ن
	4- ل+پ+ک
	5- و+ط+ن

سه حرفی الفاظ (Three letter words any 10)

_____ -5	_____ -4	_____ -3	_____ -2	_____ -1
_____ -10	_____ -9	_____ -8	_____ -7	_____ -6

تصویر پہچانے اور جملے لکھئے۔

قلم



ریل



اوٹ



عید



سیب