



مدارس دار السلام العالمية- الرياض

Delhi Public School -Riyadh





Holiday Homework 2026-27


Grade: III



DARATASSALAM INTERNATIONAL SCHOOL

SUBJECTS	HOMEWORK
ENGLISH	<p>1. READ AND REVIEW</p> <p>Read any English storybook (short novel, fairy tale or fable). <i>Example: The Jungle Book, Aesop's Fables, The Magic Drum, The BFG, Cinderella, Aladdin, Panchatantra Tales etc.</i></p> <p>Write a book review:</p> <ul style="list-style-type: none"><input type="checkbox"/> Mention the title & few lines about the author<input type="checkbox"/> List the characters<input type="checkbox"/> Brief summary of the story.<input type="checkbox"/> Describe your favourite character and why? <p>2. GRAMMAR WORD JAR</p> <p>Decorate Word Jar in your scrapbook. Pick any 5 pages from your storybook or textbook.</p> <p>Find and list the following in the Jar:</p> <ul style="list-style-type: none"><input type="checkbox"/> 10 nouns<input type="checkbox"/> 10 verbs<input type="checkbox"/> 10 adjectives<input type="checkbox"/> 8 pronouns <p>3. SUMMER TREASURE BOX</p> <p>Create a Mini Summer Treasure Box! During your summer vacation, look out for small, special treasures that tells a story about your holidays. It could be a unique shell from a beach, a pretty shiny stone from a walk, a souvenir, a ticket from a fun place, or even a dried flower.</p> <p>Find or make your box: Use a small bag, a tissue box or a tiny container. Decorate the outside to make it look like a real treasure chest using colors, stickers or glitter. Collect your treasures: Place 3 to 5 small items inside your box that you collected during your break. They must be small enough to easily fit inside your mini box.</p>

	<p>Bring your treasure box to class after the holidays and describe each item in the box.</p> <p>□□[Example: What each hidden treasure is? Where did you find it or why is it special to you?]</p> <p>NOTE:- The project must be neatly done and presented creatively. Students may use a scrapbook, colourful A4 sheets, a project booklet or even create their own handmade booklet. Scrapbooks must be decorated and colourful, with drawings or pictures to make it attractive and fun.</p>
<p>EVS</p>	<p>Show different habitats of at least 3 different animals in scrapbook. (Use creative ideas to represent different habitats)</p> <p style="text-align: center;"> Arboreal Animals Terrestrial Animals Aquatic Animals Areal Animals Land and water Animals </p>
<p>MATHEMATICS</p>	<p>1) Write and learn tables from 0 to 12.</p> <p>2) Draw array with dots to show 6×8; 8×6 7×8; 8×7</p> <p>Note: All questions must be done in the scrapbook.</p>
<p>HINDI</p>	<p>1. मेरा भारत (कोलाज गतिविधि)</p> <p>कोलाज में निम्नलिखित चित्र लगाइए:</p> <p>मेरा भारत</p> <ul style="list-style-type: none"> * राष्ट्रीय ध्वज * राष्ट्रीय पक्षी * राष्ट्रीय पशु * प्रसिद्ध स्मारक <p>और उस पर कुछ पंक्तियाँ लिखें:</p> <p>1. व्याकरण अभ्यास</p> <ul style="list-style-type: none"> * 10 संज्ञा, 10 सर्वनाम, 10 विशेषण शब्द रंगीन स्ट्रैपबुक पेज पर लिखें। <p>निर्देश: कार्य साफ-सुथरा, रंगीन और रचनात्मक ढंग से प्रस्तुत करें।    </p>

URDU	<p>سوال 1- اپنے پسندیدہ استاد / استانی کے بارے میں پانچ جملے لکھیے۔ سوال 2 - پانچ مجاہدین آزادی کی تصاویر اکٹھی کر چکائیے اور ان کے نام لکھیے۔ سوال 3- اپنے فیملی کے لوگوں کا نام اردو میں لکھیے۔ سوال 4- کتاب سے دیکھ کر پانچ ورق خوش خط لکھیے۔</p>
FRENCH	<p> grade 3 holiday homework.pdf</p>
ARABIC	<p>اكتب 10 كلمات لكل : 1. فعل الماضي . 2. فعل المضارع . 3. فعل الأمر .</p>

Delhi Public School, Riyadh